

IVCM Vanguard Conservative Index Fund

Fund Update

Quarter Ended 30 September 2018

This fund update was first made publicly available on 29 October 2018



What is the purpose of this update?

This document tells you how the IVCM Vanguard Conservative Index Fund (**Fund**) has performed and what fees were charged. The document will help you to compare the Fund with other funds. Lifetime Asset Management Limited (**Lifetime**) prepared this up date in accordance with the Financial Markets Conduct Act 2013. This information is not audited and may be updated.


Description of this Fund

Australian dollars denominated fund employing a passive management strategy invested 30% in growth assets (International equities) and 70% in income assets (international fixed interest and cash and cash equivalents). The Fund's investment objective seeks to track a composite index (before annual fund charge and tax), comprising 12% S&P/ASX300 Index, 18% MSCI World ex-Australia Index (with net dividends reinvested) in Australian dollars, 60% Bloomberg Barclays Global Aggregate Float Adjusted Index hedged into Australian dollars and 10% Bloomberg AusBond Bank Bill Index.

Total value of the Fund	AUD \$1,099,214
Number of investors	6
The date the Fund started	1 August 2017

What are the risks of investing?

Risk indicator for the IVCM Vanguard Conservative Index Fund



The risk indicator is rated from 1 (low) to 7 (high). The rating reflects how much the value of the fund's assets goes up and down. A higher risk generally means higher potential returns over time, but more ups and downs along the way.



To help you clarify your own attitude to risk, you can seek financial advice or work out your risk profile at sorted.org.nz/tools/investor-kickstarter

Note that even the lowest category does not mean a risk-free investment, and there are other risks that are not captured by this rating.

This risk indicator is not a guarantee of a fund's future performance. The risk indicator is based on market index data for the period 1 October 2013 to 31 July 2017 and actual returns for the period 1 August 2017 to 30 September 2018. As a result of this, the risk indicator may provide a less reliable indicator of the potential future volatility of the Fund. While risk indicators are usually relatively stable, they do shift from time to time. The risk indicator will continue to be updated in future fund updates.



See the Product Disclosure Statement (**PDS**) for more information about the risks associated with investing in this Fund.

How has the Fund performed?

	Past year
Annual return (after deductions for charges and tax)	4.74%
Annual return (after deductions for charges but before tax)	5.37%
Market index annual return (reflects no deduction for charges and tax)	6.58%

The market index annual return for the Fund is a composite index, calculated using 12.00% S&P/ASX300 Index, 18.00% MSCI World ex-Australia Index (with net dividends reinvested) in Australian dollars, 60.00% Bloomberg Barclays Global Aggregate Float Adjusted Index hedged into Australian dollars and 10.00% Bloomberg AusBond Bank Bill Index. To the extent that imputation credits are available, they are included in the market index. The market index has not changed since the Fund's inception.



See the Statement of Investment Policy and Objectives (**SIPO**) for details of the Fund's benchmark asset allocation and the asset class indices.



Additional information about the market index is available in the 'Market Index' document on the Disclose Register disclose-register.companiesoffice.govt.nz (search for 'IVCM (NZ) PIE Superannuation Fund').

What fees are investors charged?

Investors in the Fund are charged fund charges. Based on the PDS dated 28 September 2018 these are expected to be:

	% of net asset value
Total fund charges	1.29%
Which are made up of:	
Total management and administration charges	1.29%
<i>Including:</i>	
• Manager's basic fee	0.92%
• Other management and administration charges	0.37%
Total performance-based fees*	0.00%
Other charges	Dollar amount per investor
	AUD \$0.00

* There are no performance fees charged by the Fund.

All fees include GST (if applicable).

Investors may also be charged individual action fees for specific actions or decisions (for example, a withdrawal fee). See the PDS for more information about these fees.

Example of how this applies to an investor

Small differences in fees and charges can have a big impact on your investment over the long term.

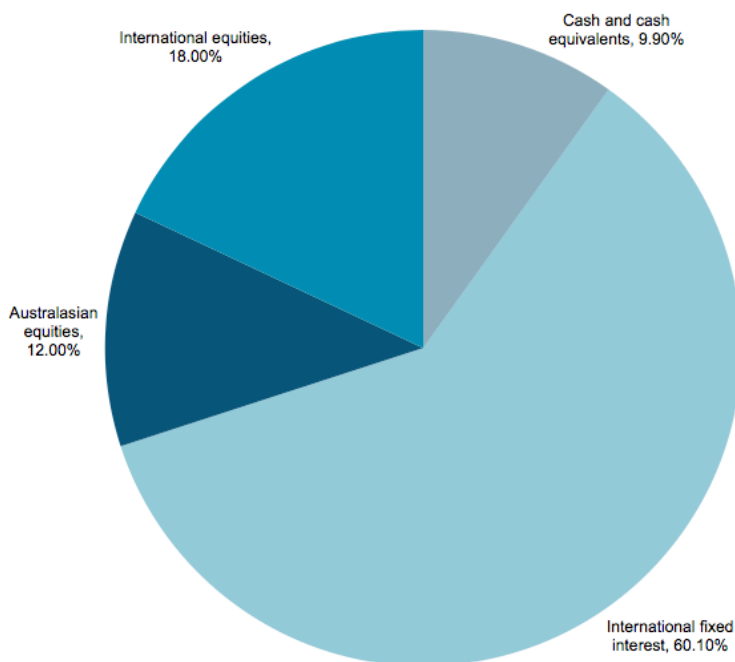
Example of how this applies to an investor

Ben had AUD \$10,000 in the fund at the start of the year and did not make any further contributions. At the end of the year, Ben received a return after fund charges were deducted of AUD \$537 (that is 5.37% of his initial AUD \$10,000). Ben also paid AUD \$0.00 in other charges. This gives Ben a total return after tax of AUD \$474 for the period.

What does the Fund invest in?

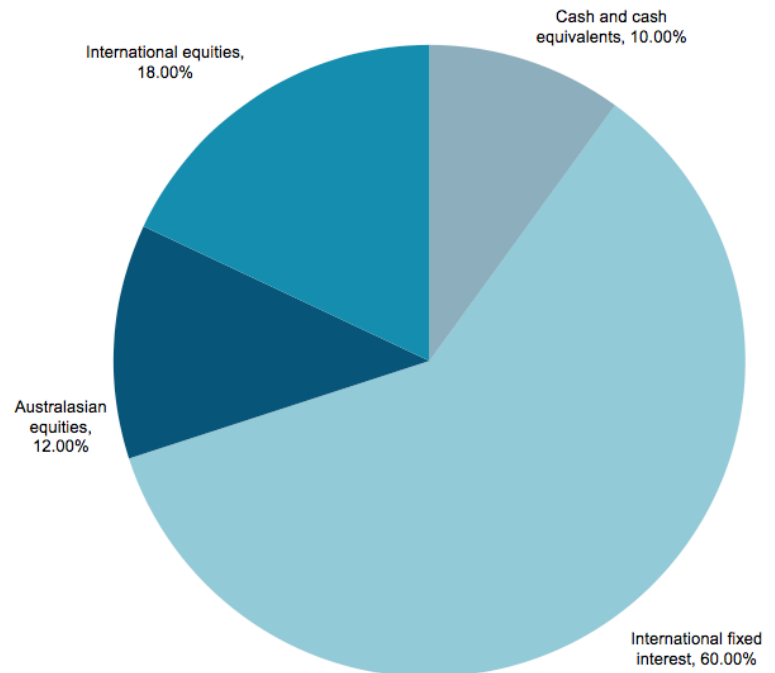
Actual investment mix

This shows the types of assets that the Fund invests in.



Target investment mix

This shows the mix of assets that the Fund generally intends to invest in.



Top 10 investments

Name	Percentage of net assets of the Fund	Type	Country	Credit rating (if applicable)
Vanguard Conservative Index Fund	100.00%	Diversified fund	Australia	-

The top 10 investments make up 100.00% of the Fund.

Currency hedging

The base currency of the Fund and Underlying Fund is Australian dollars. No currency hedging is performed at the Fund level and the Fund is not hedged to New Zealand dollars. Two of the investment funds that the underlying fund invest in are hedged back to Australian dollars by the investment manager of the Underlying Fund. The remainder of the investment funds that the Underlying Fund are invested in are Australian dollar denominated investment funds or investment funds that are not hedged. The two investment funds that the Underlying Fund invests in that are hedged are:

Underlying investment fund	Benchmark hedging level
Vanguard International Shares Index Fund (Hedged) - AUD Class (Wholesale)	100.00%
Vanguard Global Aggregate Bond Index Fund (Hedged)	100.00%

Lifetime has made reasonable endeavours to obtain all relevant information regarding currency hedging, but due to a lack of information (i.e. the underlying investment manager does not publish foreign hedging levels) Lifetime is not able to report the foreign hedging level of the two investment funds the Underlying Fund invests in.



Additional information about currency hedging is available in the 'SIPO' on the Scheme Register at disclose-register.companiesoffice.govt.nz (search for 'IVCM (NZ) PIE Superannuation Fund').

Key personnel

This shows the directors and employees who have the most influence on the investment decisions of the Fund.

Name	Current position	Time in current position	Previous or other position	Time in previous or other position
Diana Crossan	Chair, Lifetime Asset Management Limited	2 years and 10 months	New Zealand Retirement Commissioner	9 years and 11 months
Sir Michael Cullen	Director, Lifetime Asset Management Limited	1 year and 7 months	Deputy Prime Minister of New Zealand	6 years and 3 months
Martin Hawes	Director, Lifetime Asset Management Limited	2 years and 10 months	Authorised Financial Adviser (<i>current position</i>)	15 years and 10 months
			Chair, Summer Investment Committee (<i>current position</i>)	2 years and 0 months
Ralph Stewart	Managing Director, Lifetime Asset Management Limited	4 years and 4 months	Chief Executive, Accident Compensation Corporation	1 year and 4 months
John Strahl	Director, Lifetime Asset Management Limited	2 years and 10 months	Partner, DLA Piper (New Zealand)	40 years and 3 months

Further Information



You can also obtain this information, the PDS for the IVCM (NZ) PIE Superannuation Fund, and some additional information from the offer register at: disclose-register.companiesoffice.govt.nz (search for 'IVCM (NZ) PIE Superannuation Fund').

