

# IVCM Vanguard LifeStrategy 60% Equity Fund

## Fund Update

Quarter Ended 30 September 2019

This fund update was first made publicly available on 29 October 2019



### What is the purpose of this update?

This document tells you how the IVCM Vanguard LifeStrategy 60% Equity Fund (**Fund**) has performed and what fees were charged. The document will help you to compare the Fund with other funds. Ranfurly Strategic Limited (**Ranfurly**) prepared this update in accordance with the Financial Markets Conduct Act 2013. This information is not audited and may be updated.

### Description of this Fund

A Great British Pounds (**GBP**) denominated fund employing a passive management strategy invested 60% in growth assets (international equities), with a 40% exposure to income assets (international fixed interest). The Fund's investment objective seeks to track a composite index (before annual fund charge and tax), comprising 60% MSCI World Index net div (GBP) and 40% Bloomberg Barclays Global Aggregate Index (GBP hedged).

Total value of the Fund	£783,081
Number of investors in the Fund	7
The date the Fund started	1 August 2017

### What are the risks of investing?

#### Risk indicator for the IVCM Vanguard LifeStrategy 60% Equity Fund



The risk indicator is rated from 1 (low) to 7 (high). The rating reflects how much the value of the fund's assets goes up and down. A higher risk generally means higher potential returns over time, but more ups and downs along the way.



To help you clarify your own attitude to risk, you can seek financial advice or work out your risk profile at [sorted.org.nz/tools/investor-kickstarter](https://sorted.org.nz/tools/investor-kickstarter)

Note that even the lowest category does not mean a risk-free investment, and there are other risks that are not captured by this rating.

This risk indicator is not a guarantee of a fund's future performance. As the Fund has not been in existence for five years, the risk indicator is based on market index data for the period 1 October 2014 to 31 January 2018 and actual returns for the period 1 February 2018 to 30 September 2019. As a result of this, the risk indicator may provide a less reliable indicator of the potential future volatility of the Fund. While risk indicators are usually relatively stable, they do shift from time to time. The risk indicator will continue to be updated in future fund updates.



See the Product Disclosure Statement (**PDS**) for more information about the risks associated with investing in this Fund.

## How has the Fund performed?<sup>1</sup>

	Past year
<b>Annual return</b> (after deductions for charges and tax)	7.22%
<b>Annual return</b> (after deductions for charges but before tax)	7.74%
Market index annual return (reflects no deduction for charges and tax)	8.78%

The market index annual return is a composite index, calculated using 60% MSCI World Index net div (GBP) and 40% Bloomberg Barclays Global Aggregate Index (GBP hedged). To the extent that imputation credits are available, they are included in the market index.

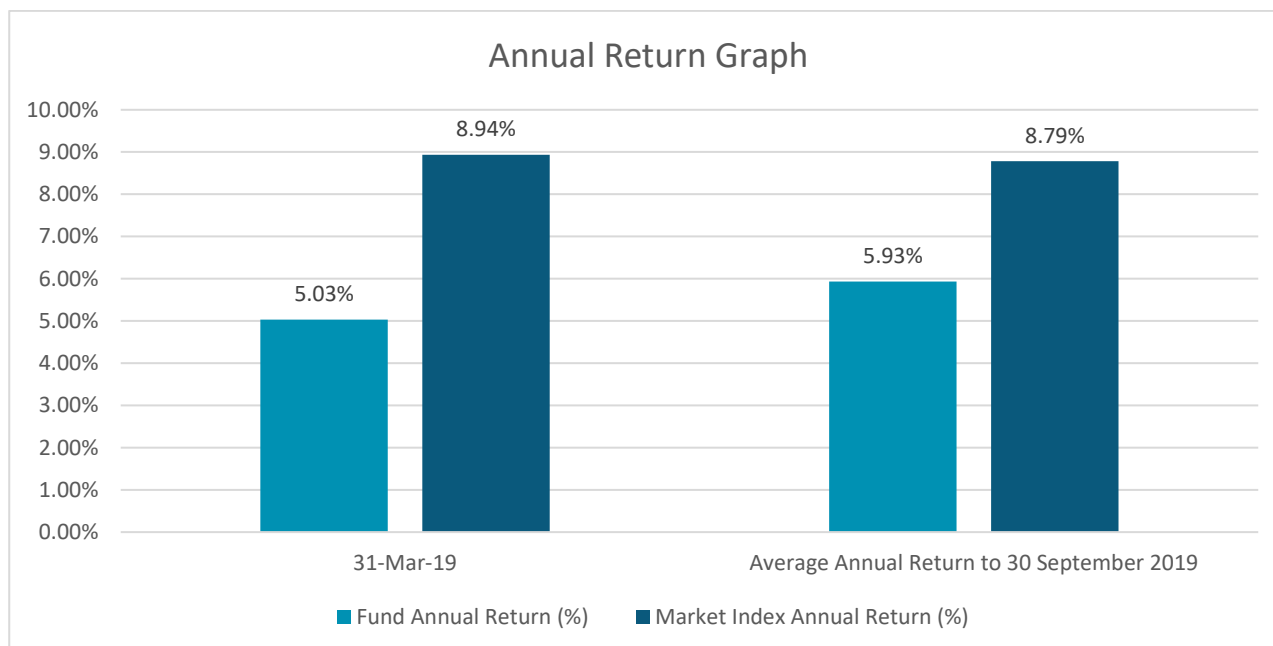
The market index changed on 21 December 2018 from a composite index, calculated using 60% MSCI World Index and 40% Bloomberg Barclays Global Aggregate Index (both in GBP) to a composite index, calculated using 60% MSCI World Index net div (GBP) and 40% Bloomberg Barclays Global Aggregate Index (GBP hedged) as it is a more appropriate index in terms of assessing movements in the market in relation to the returns from the assets in which the Fund invests.



See the Statement of Investment Policy and Objectives (**SIPO**) for details of the Fund's benchmark asset allocation and the asset class indices.



Additional information about the market index is available in the 'Market Index' document on the offer register at [disclose-register.companiesoffice.govt.nz](https://disclose-register.companiesoffice.govt.nz) (search for 'IVCM (NZ) PIE Superannuation Fund').



## What fees are investors charged?

Investors in the Fund are charged fund charges. Based on the PDS dated 07 August 2019 these are expected to be:

	% of net asset value
<b>Total fund charges</b>	<b>1.31%</b>
Which are made up of:	
<b>Total management and administration charges</b>	<b>1.31%</b>
<i>Including:</i>	
• Manager's basic fee	0.69%
• Other management and administration charges	0.62%
<b>Total performance-based fees*</b>	<b>0.00%</b>
<b>Other charges</b>	<b>Dollar amount per investor</b>
	£0.00

\* There are no performance fees charged by the Fund.

All fees include GST (if applicable).



Investors may also be charged individual action fees for specific actions or decisions (for example, an establishment fee). See the PDS for more information about these fees.

## Example of how this applies to an investor

Small differences in fees and charges can have a big impact on your investment over the long term.

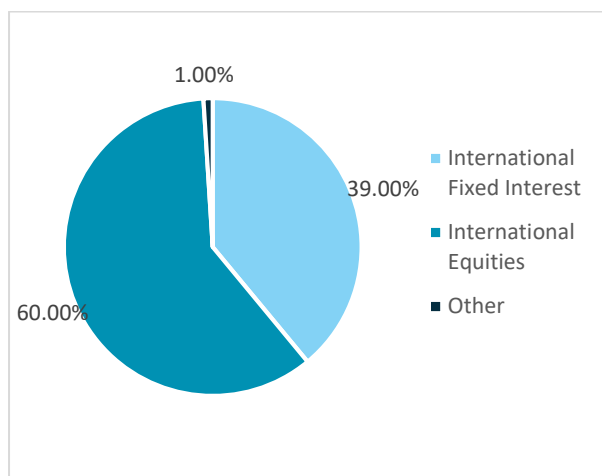
### Example of how this applies to an investor<sup>1</sup>

Ben had £10,000 in the fund at the start of the year and did not make any further contributions. At the end of the year, Ben received a return after fund charges were deducted of £774 (that is 7.74% of his initial £10,000). Ben also paid £0.00 in other charges. This gives Ben a total return after tax of £722 for the period.

## What does the fund invest in?

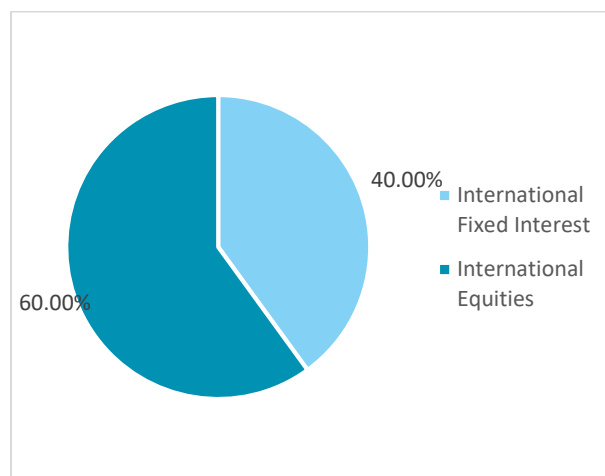
### Actual investment mix

This shows the types of assets that the Fund invests in.



### Target investment mix

This shows the mix of assets that the Fund generally intends to invest in.



### Top 10 Investments

Name	Percentage of net assets of the Fund	Type	Country	Credit rating (if applicable)
Vanguard LifeStrategy 60% Equity Fund - Income (GBP)	100.00%	Diversified fund	Great Britain	-

The top 10 investments make up 100.00% of the Fund.

### Currency hedging

The base currency of the Fund and Underlying Fund is pounds sterling. No currency hedging is performed at the Fund level and the Fund is not hedged to New Zealand dollars. Six of the investment funds that the underlying fund invest in are hedged back to pounds sterling by the investment manager of the Underlying Fund. The remainder of the investment funds that the Underlying Fund are invested in are pounds sterling denominated investment funds or investment funds that are not hedged. The six investment funds that the Underlying Fund invests in, that are hedged, are:

Underlying investment fund	Benchmark hedging level
Vanguard Global Bond Index Fund Pound Sterling Hedged Accumulation Shares	100.00%
Vanguard U.S. Investment Grade Credit Index Fund Pound Sterling Hedged Accumulation Shares	100.00%
Vanguard Euro Government Bond Index Fund Pound Sterling Hedged Accumulation Shares	100.00%
Vanguard U.S. Government Bond Index Fund Pound Sterling Hedged Accumulation Shares	100.00%
Vanguard Japan Government Bond Index Fund Pound Sterling Hedged Accumulation Shares	100.00%
Vanguard Euro Investment Grade Bond Index Fund Pound Sterling Hedged Accumulation Shares	100.00%

Ranfurly has made reasonable endeavours to obtain all relevant information regarding currency hedging, but due to a lack of information (i.e. the underlying investment manager does not publish foreign hedging levels) Ranfurly is not able to report the foreign hedging level of the six investment funds the Underlying Fund invests in.



Additional information about currency hedging is available in the 'SIPO' on the Scheme Register at [disclose-register.companiesoffice.govt.nz](https://disclose-register.companiesoffice.govt.nz) (search for 'IVCM (NZ) PIE Superannuation Fund').

## Key personnel

This shows the directors and employees who have the most influence on the investment decisions of the Fund.

Name	Current position	Time in current position	Previous or other position	Time in previous or other position
Christopher Wells	Director Ranfurly Strategic Limited	4 years and 2 months	Director Infiniti Solutions Limited	4 years and 5 months
Kenji Steven	Director Ranfurly Strategic Limited	3 years and 5 months	Chairman Infiniti Capital	10 years and 2 months

## Further Information



You can also obtain this information, the PDS for the IVCM (NZ) PIE Superannuation Fund, and some additional information from the offer register at: [companiesoffice.govt.nz/disclose](https://companiesoffice.govt.nz/disclose) (search for 'IVCM (NZ) PIE Superannuation Scheme').

## Notes

1. Ranfurly (The Manager) has used weekly unit prices to calculate the fund performance for the Vanguard LifeStrategy 60% Equity Fund
2. The annual return of 7.74% is after deduction of charges but before tax

