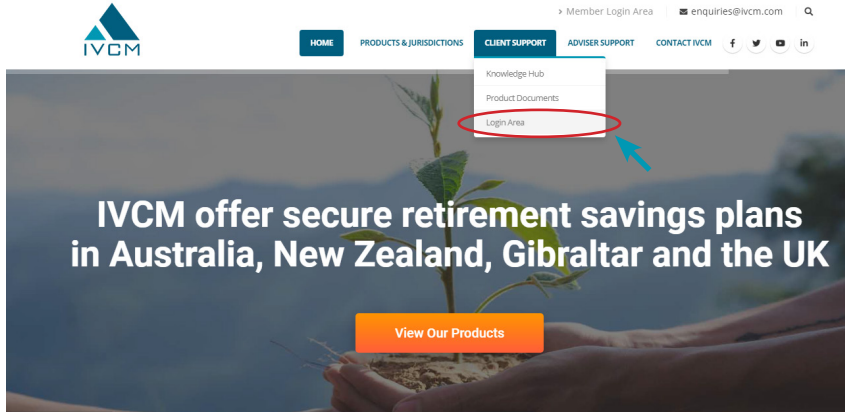
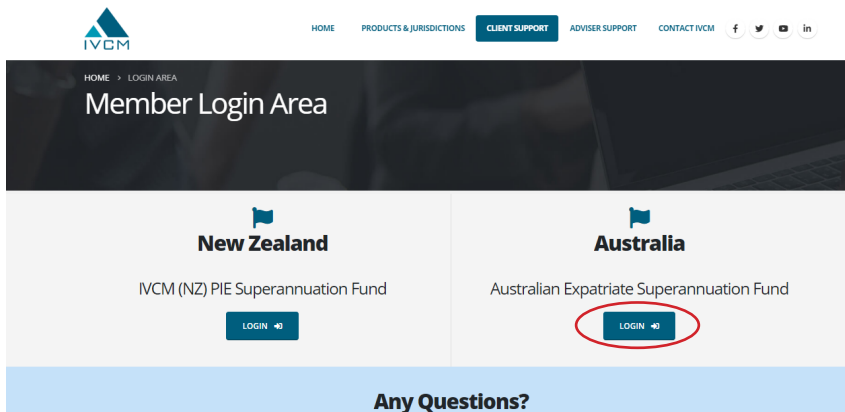


GUIDE TO ACCESS YOUR AESF ACCOUNT ONLINE

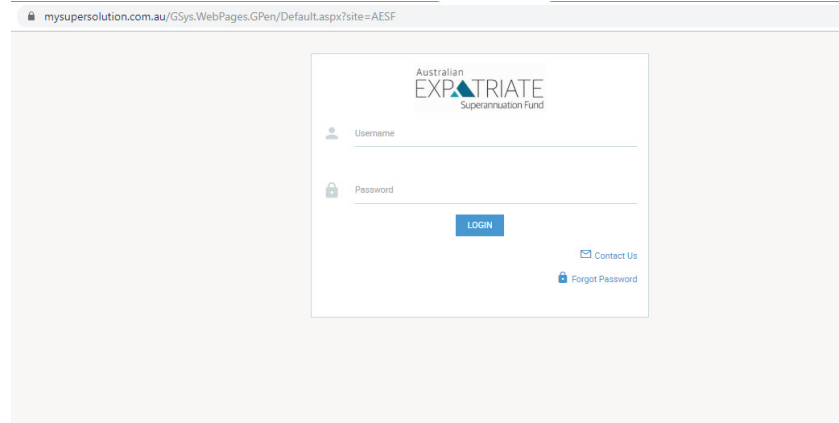
1 Go to www.ivcm.com and hover your mouse on the CLIENT SUPPORT section then click Login Area.



2 It will route you to the Login Area page, click the login button on Australia or AESF box.

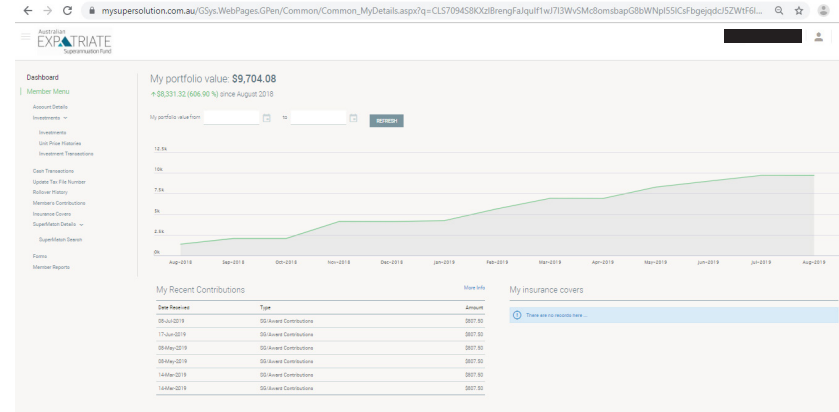


3 It will bring you to My Super Solution login page.



- » For our members, your username is your 6-digit member number which starts either with a 4 or 5.
- » For our partner advisers, your username is the 9-digit adviser number given by DDH Graham.
- » If this is your first time to login or if you are trying to reset your password, you should have received an email from DDH Graham who will advise a pin.
- » Supply your username and pin and click 'Login'
- » The next page will ask you to create a new password.

4 You're ready, and you may now start exploring your online account. You'll be able to do the below and so much more.



- » You can see where your monies are invested;
- » Monitor the growth of your portfolio;
- » Change your contact details;
- » View your contribution history and any additional insurance that you're currently on;
- » Check who the beneficiaries are on your account and who your adviser is at present;
- » Display the transaction history which will show any payments made from your account;